



# Cauldwell


PROPERTY SERVICES



## 50b Hartwell Road

, Hanslope, MK19 7BZ

£650,000



# 50b Hartwell Road

, Hanslope, MK19 7BZ

£650,000



## ENTRANCE HALL

25'0" x 12'1" max (7.63 x 3.69 max)

into stairwell recess

Solid wood double glazed door to front. Radiator. LED lighting. Engineered oak flooring. Two radiators. Dog leg stairs to first floor landing with understairs storage cupboard. Door to garage.

## LIVING ROOM

15'7" x 18'4" max (4.76 x 5.60 max)

Double glazed windows to front and side. Television and data points. Two radiators. LED lighting. Engineered oak flooring. Oak French doors to kitchen/dining/family room.

## KITCHEN/DINING/FAMILY ROOM

18'11" x 15'5" (5.77 x 4.72)

Double glazed bi fold doors to rear. Double glazed windows to both sides. Bespoke fitted kitchen built by the White Kitchen Company featuring wall and base units with Quartz worksurfaces. Island area with contrasting colour base units and Quartz worksurface with breakfast bar seating area. Electric oven, Neff combi microwave oven, four ring induction hob with extractor hood over. One and half bowl stainless steel sink with mixer tap. Under cupboard lighting. Integral fridge freezer and dishwasher. Vertical radiator. Large Porcelain tiles to floor. Television and Data point. LED lighting and drop lights over island. Door to utility room.

## UTILITY ROOM

6'11" x 5'2" (2.13 x 1.60)

Double glazed door to rear. Fitted wall and base units with worksurfaces. Stainless steel sink drainer with mixer tap. Wall mounted boiler. Integral washing machine.

## STUDY

9'4" x 8'5" (2.85 x 2.59)

Double glazed window to rear. Radiator. Television and Data points. Engineered oak flooring. LED lighting.

## CLOAKROOM

Double glazed obscure window to side. Two piece suite comprising close coupled wc and wash hand basin in vanity surround. Heated towel rail. Extractor fan. LED lighting. Large square Porcelain tiles to floor.

## FIRST FLOOR LANDING

Dog leg stairs from entrance hall. Access to fully boarded loft space with attic trusses with light and power via drop down ladder. Storage cupboard and airing cupboard.

## BEDROOM ONE

15'6" x 15'1" (4.74 x 4.61)

Double glazed window to rear and side. Double glazed sky light window. Vaulted ceiling. Built in double wardrobe. Two radiators. Television and Data point. Wall lights. Door to ensuite.

## ENSUITE

Double glazed sky light window to side. Three piece suite comprising double shower cubicle with mains shower, wash hand basin in vanity surround and close coupled wc. Heated towel rail. Wall mounted mirror. Extractor fan. LED lighting. Glass square Porcelain tiled flooring.

## BEDROOM TWO

15'9" x 12'4" (4.82 x 3.78)

Double glazed window to front. Two built in double wardrobes, one with overhead inset lighting. Radiator. Television and Data point. LED lighting. Door to ensuite.

## ENSUITE

Double glazed obscure window to side. Three piece suite comprising double shower cubicle with mains shower, wash hand basin and close coupled wc. Heated towel rail. Large Porcelain tiled flooring Extractor fan. LED lighting.

## BEDROOM THREE

13'2" x 11'8" (4.03 x 3.56)

Double glazed window to rear, Radiator. Built in double wardrobe with over head inset lighting. Television and Data point. Wall lights and LED lighting.

## BEDROOM FOUR

11'7" x 9'7" (3.55 x 2.94)

Double glazed window to front. Radiator. Built in double wardrobe with overhead inset lighting. Television and Data point. Wall lights and LED lighting.

Tel: 01908 304480

## BATHROOM

11'8" x 7'2" (3.56 x 2.19)

Double glazed obscure window to side. Three piece suite comprising Egg style bath with mixer tap and recessed pipework, double shower cubicle with mains shower, wash hand basin in vanity surround and close coupled wc. Heated towel rail. Radiator. LED lighting. Part tiled walls and flooring.

## FRONT GARDEN

Block paved driveway parking for three vehicles with a selection of ornate flower beds.

## GARAGE

18'5" x 9'8" (5.63 x 2.97)

Electric up and over door to front. Double glazed window to side. Power and light. Door to entrance hall

## REAR GARDEN

Rear width patio area leading to fully turfed lawn area. Outside power and tap. Gated access to front along both sides.

All measurements are approximate. The mention of appliances and/or services within these sales particulars does not imply that they are in full efficient working order. Please note that any services, heating systems or appliances have not been tested and no warranty can be given or implied as to their working order. MORTGAGE & FINANCIAL - The Mortgage Store can provide you with up to the minute information on all available rates. To arrange an appointment, telephone this office YOUR HOME IS AT RISK IF YOU DO NOT KEEP UP REPAYMENTS ON A MORTGAGE OR OTHER

LOANS SECURED ON IT. Full quotation available on request. A suitable life policy may be required. Loans subject to status. Minimum age 18.

The above details have been submitted to our clients but at the moment have not been approved by them and we therefore cannot guarantee their accuracy and they are distributed on this basis. Please ensure that you have a copy of our approved details before committing yourself to any expense.

MORTGAGE & FINANCIAL - The Mortgage Store can provide you with up to the minute information on all available rates. To arrange an appointment, telephone this office YOUR HOME IS AT RISK IF YOU DO NOT KEEP UP REPAYMENTS ON A MORTGAGE OR OTHER LOANS SECURED ON IT. Full quotation available on request. A suitable life policy may be required. Loans subject to status. Minimum age 18.

We routinely refer customers to Franklins solicitors, Gough Thorne and The Mortgage Store. It is your decision whether you choose to deal with them, in making that decision, you should know that we receive a referral fee in the region of £80 to £250 for recommending you to them



Road Map



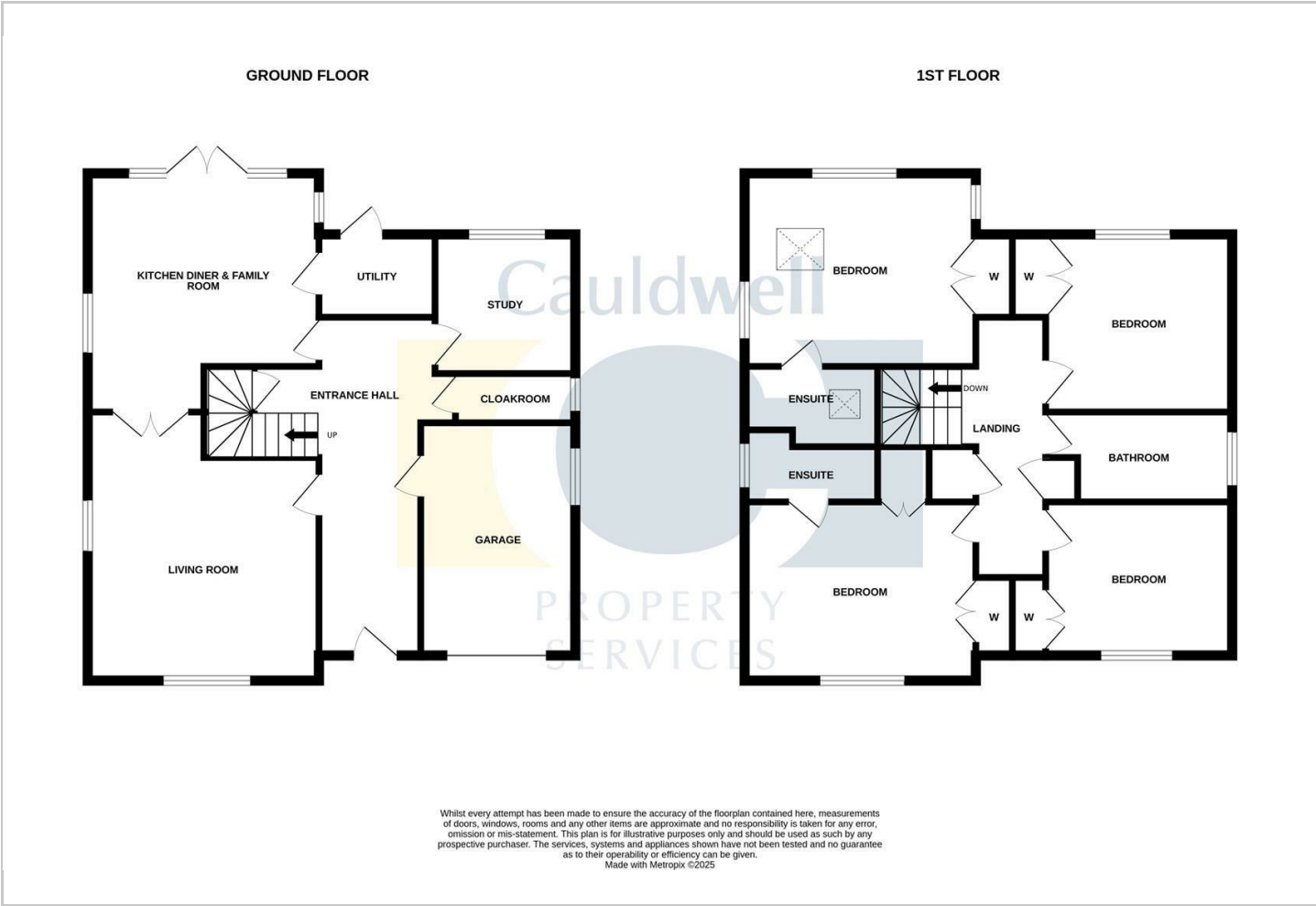
Hybrid Map



Terrain Map



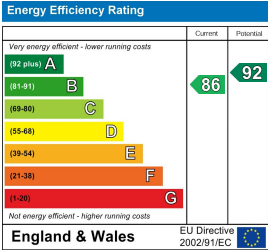
Floor Plan



Viewing

Please contact our Cauldwell Property Sales Office on 01908 304480 if you wish to arrange a viewing appointment for this property or require further information.

Energy Efficiency Graph



These particulars, whilst believed to be accurate are set out as a general outline only for guidance and do not constitute any part of an offer or contract. Intending purchasers should not rely on them as statements of representation of fact, but must satisfy themselves by inspection or otherwise as to their accuracy. No person in this firms employment has the authority to make or give any representation or warranty in respect of the property.